

Continental



Refrigerator

EXTRA-WIDE LOW TEMP DISPLAY FREEZERS

Utilizing Environmentally Safe, CFC-free R-404A Refrigerant



1FE-LT-GD



2FE-LT-GD



3FE-LT-GD

Standard Features

- Modern, State-of-the-Art Styling Performance Rated Refrigeration System Designed for -15°F Cabinet*
- Thermal Expansion Valve Governs Refrigerant Flow For Quick Recovery
- 3" Non-CFC Polyurethane Foam Insulation
- Cam-Action Lift-Off Hinges
- Self-Closing Doors
- Magnetic Snap-In Door Gasket
- Cylinder Lock in Each Door
- Automatic Electric Condensate Evaporator
- 5" Casters
- Heavy-Duty, Epoxy-Coated Steel Shelves
- External Dial Thermometer
- Automatic Electric Defrost
- Triple-Pane, Tempered Hinged Glass Doors
- Fluorescent Interior Lighting

Standard (S/S Front, Aluminum Ends & Interior)
Suffix SA (S/S Exterior, Aluminum Interior)
Suffix SS (S/S Exterior & Interior)

Optional Features & Accessories

- Half Door
- Shallow Depth
- Pan Slide Assemblies
- Stainless Steel Shelves
- Rehinging of Doors
- Increased Refrigeration Systems
- Remote
- Stainless Steel or Black Legs
- Digital Thermometer
- Stainless Steel Case Back

*Note: (-15°F) Cabinet Temperature, 85°F Ambient
(-10°F) Cabinet Temperature, 100°F Ambient





FREEZERS

CHARACTERISTICS

DIMENSIONAL DATA

	1FE-LT-GD One Section	2FE-LT-GD Two Section	3FE-LT-GD Three Section
	Reach-In	Reach-In	Reach-In
Net Capacity (cu.ft.)	21	50	73
Width, Overall (in.)	28½	57	85½
Depth, Overall (Incl. Hdls.) (in.)	35½	35½	35½
Depth (Less Door(s)) (in.)	32	32	32
Depth (Door(s) Open 90°) (in.)	58	58	58
Clear Door Width (in.)	21⅞	21⅞	21⅞
Clear Full-Door Height (in.)	58⅝	58⅝	58⅝
Clear Half-Door Height (in.)	27½	27½	27½
Height, Overall (Incl. 5" Casters) (in.)	85¾	85¾	85¾
No. of Full Door(s)	1	2	3
No. of Half Door(s)	2	4	6
No. of Shelves	4	8	12
Shelf Area (sq. ft.)	20.4	40.8	61.2
Tray Slide Capacity (Half)	11 ea.	11 ea.	11 ea.
Tray Slide Capacity (Full)	24 ea.	24 ea.	24 ea.
REFRIGERATION DATA			
Condensing Unit Size (H.P.)	1	1½	2
Capacity (BTU/Hr)**	2600	3600	7100

ELECTRICAL DATA

	115/208-230/60/1	115/208-230/60/1	115/208-230/60/1
Cabinet Specifications	115/208-230/60/1	115/208-230/60/1	115/208-230/60/1
Feed Wires (Incl. Ground)	3	4	4
Condensing Unit Specs.	208-230/60/1	208-230/60/1	208-230/60/1
Total Amperes	13.9	21.6	22.5
Cabinet Amperes	3.5	5.2	6.1
Defrost Amperes	5.2	9.6	10.4
Power Supply Cord	no	no	no

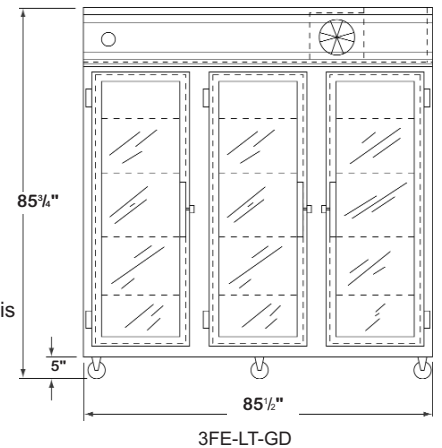
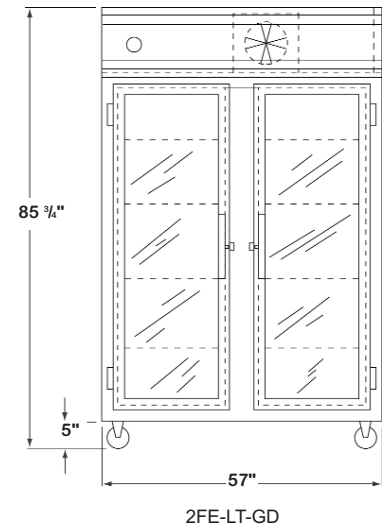
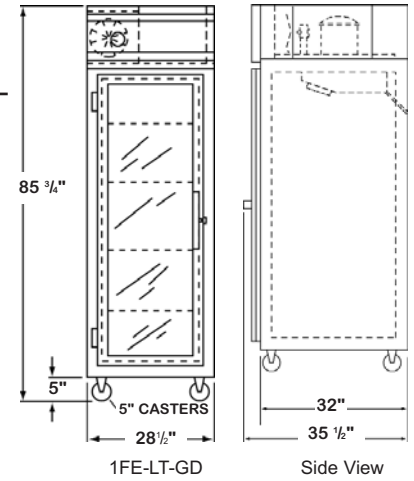
SHIPPING DATA

	85½	85½	85½
Height – crated (in.)	85½	85½	85½
Width – crated (in.)	31⅝	64	90
Depth – crated (in.)	42	42	42
Volume – crated (cu. ft.)	65	133	187
Weight Std – crated (lbs.)	450	565	810
Weight SS – crated (lbs.)	510	645	925
Weight Std – uncrated (lbs.)	350	395	600
Weight SS – uncrated (lbs.)	410	475	715

**Rating @ -30°F Evaporator, 90° Ambient

Note: All specifications subject to change without notice.

Note: If the cabinet is located directly against wall and/or under low ceiling, a minimum clearance of 2" is required.



A Division of National Refrigeration & A/C Products, Inc.
 539 Dunksferry Road Bensalem, PA 19020
 (800) 523-7138 Fax: (215) 244-9579
 www.continentalrefrigerator.com